

**K-STARTUP GRAND CHALLENGE
HƯỚNG DẪN
ĐĂNG KÝ**



BƯỚC 1:

Truy cập link: <https://www.k-startupgc.org/> => Click vào banner “APPLY NOW”

https://www.k-startupgc.org






BƯỚC 2:

Nhìn thấy pop up như hình=> Click “OK”

경고메세지

 https://www.k-startupgc.org/apply/apply.do?smt_seq=3

www.k-startupgc.org cho biết

This service requires login

OK





BƯỚC 3:

Nếu bạn đã có account, điền thông tin để log in. Nếu chưa, hãy click “join”!

WELCOME

ID

Please enter your ID

PASSWORD

Please enter your password

Remember ID

[FIND ID](#)



[FIND PASSWORD](#)



[JOIN](#)





BƯỚC 4:

Đọc cẩn thận “terms and conditions” (điều khoản và điều kiện) và “privacy policies” (chính sách bảo mật) sau đó chọn “agree” (đồng ý) rồi click “next” để tới trang đăng ký.



and Information Protection Act. And publish the alteration immediately in the same method with item2. However, alteration of important regulations on the responsibility or duty of the user should be published at least 7 days before the change.

④ When the member does not agree to the altered clause, the member may suspend the usage of service and cancel the contract.

Agree Disagree

unknown address, and is clearly deemed necessary for the interests of the information subject or the third person's life, body and property

④ When necessary for statistical writing and academic research purposes in a form that a specific individual cannot be recognized

⑤ In cases that the personal information is used for other purposes than the original purpose or it is not possible to perform the duties prescribed

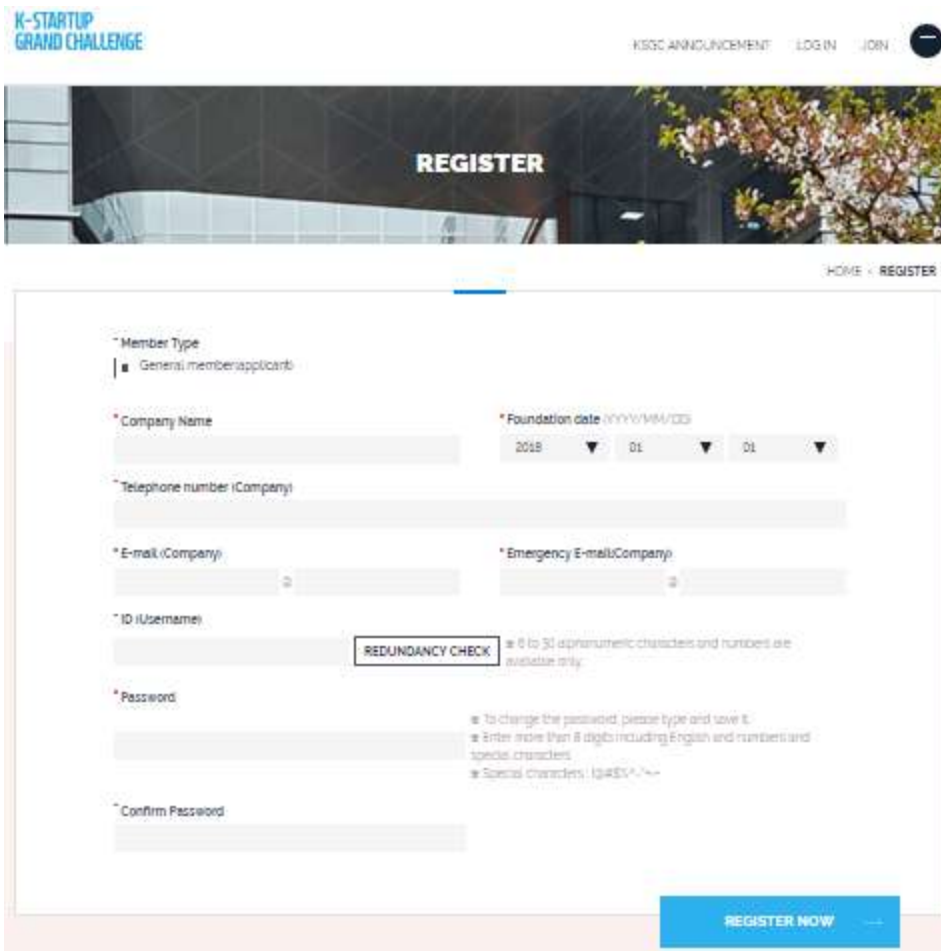
Agree Disagree

NEXT



BƯỚC 5:

Điền thông tin để “Register now” (Đăng ký ngay)



The screenshot shows the registration page for the K-Startup Grand Challenge. At the top, there is a navigation bar with the logo, "K-STARTUP GRAND CHALLENGE", and links for "KSSC ANNOUNCEMENT", "LOG IN", and "JOIN". A large banner image with the word "REGISTER" is displayed. Below the banner, a breadcrumb trail shows "HOME > REGISTER". The registration form includes the following fields and instructions:

- Member Type:** A dropdown menu with "General member (applicant)" selected.
- * Company Name:** A text input field.
- * Foundation date (YYYY/MM/DD):** A date selector with dropdowns for year (2018), month (01), and day (01).
- * Telephone number (Company):** A text input field.
- * E-mail (Company):** A text input field.
- * Emergency E-mail (Company):** A text input field.
- * ID (Username):** A text input field with a "REDUNDANCY CHECK" button and instructions: "8 to 30 alphanumeric characters and numbers are available only."
- * Password:** A text input field with instructions: "To change the password, please type and save it. Enter more than 8 digits including English and numbers and special characters. Special characters: !@#\$%^&*~".
- * Confirm Password:** A text input field.

A blue "REGISTER NOW" button is located at the bottom right of the form.



BƯỚC 6:

Click “OK” tại pop-up

www.k-startupgc.org cho biết

Your membership information has been entered.

OK





BƯỚC 8:

Điền thông tin để log in

WELCOME

ID

Please enter your ID

PASSWORD

Please enter your password

Remember ID

[FIND ID](#) >

[FIND PASSWORD](#) >

[JOIN](#) >





BƯỚC 9:

Click vào banner

<https://www.k-startupgc.org>



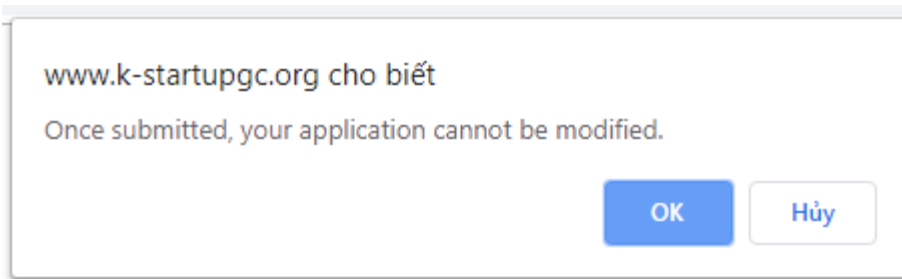


BƯỚC 10:

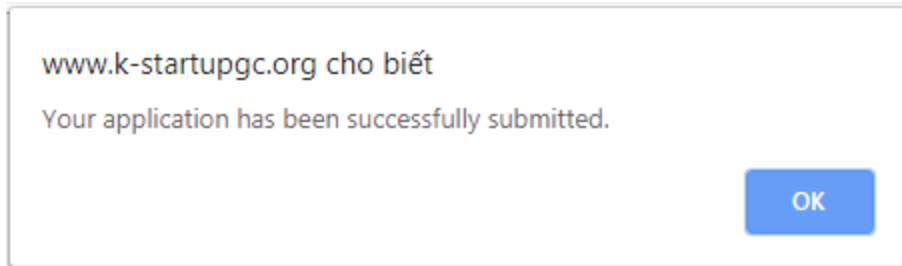
Thực hiện điền các thông tin giới thiệu khái quát về công việc kinh doanh của Start-up của bạn để “Submit” Click



Tiếp theo



Hoàn thành



Kiểm tra trạng thái hồ sơ tại link: https://www.k-startupgc.org/apply/event_list.do

GOOD LUCK!

